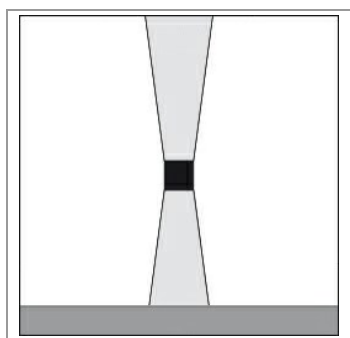
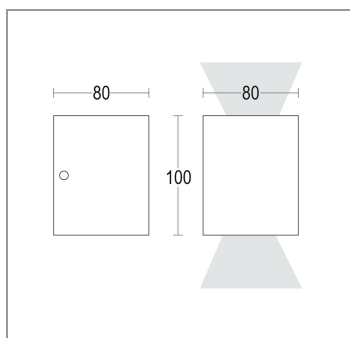




# BULLARD BOLLARDS



GH1144.BUST300EC  
1144.L3S.T

GH1144.BUST400EC  
1144.R6S.T

H(m)	φ(m)	Lux Medi
5	1.6	107
4	1.3	168
3	1.0	298
2	0.6	671
1	0.3	2683

GH1144.BRST300EN  
1144.BRS.T

H(m)	φ(m)	Lux Medi
5	1.6	49
4	1.3	77
3	1.0	137
2	0.6	309
1	0.3	1235

H(m)	φ(m)	Lux Medi
5	1.6	111
4	1.3	174
3	1.0	310
2	0.6	697
1	0.3	2786

GH1144.BRST400EN  
1144.BSS.T

H(m)	φ(m)	Lux Medi
5	1.6	53
4	1.3	83
3	1.0	147
2	0.6	332
1	0.3	1327

## COMPATTO 2 LIGHTS 80x100 18° BEAM

### CONSTRUCTIVE & DIMENSIONAL:

Application field:	Facade, Columns, Walls, Covered entrances & walkways, Porch, balconies & terraces
External screws:	Stainless steel A4-70 treated with highly antioxidant water-repellent lubricating solution
Length :	80mm(3,14")
Width :	80mm(3,14")
Height:	100mm(3,93")

### ELECTRICAL and LIGHTING SOURCE for MODEL: GH1144.BUST300EC 1144.L3S.T

Description:	2 x 9 W LED 3000 K CRI>90 1173 lm
Operating Power:	500 mA
Number of heads:	2
Number of circuits:	1
Control gear:	500 mA not included
Driver positioning:	Remote
Control gear type:	Electronic
Cable entry:	Fixture supplied with pre-wired cable H05RN-F
Emergency kit:	Not available
Light source:	LED
Power:	9W
LED voltage range:	18V
Courrent:	500 mA
ZVEI - Led Type:	COB
Color temperature:	3000 K
Binning:	Step MacAdam 3
Color rendering index:	CRI>90
Nominal LED emission:	1173 lm
Light source:	Included
Ambient temperature operating range:	- 20 °C ÷ +35 °C

### ELECTRICAL and LIGHTING SOURCE for MODEL: GH1144.BUST400EC 1144.R6S.T

Description:	2 x 9 W LED 4000 K CRI>90 1218 lm
Operating Power:	500 mA
Number of heads:	2
Number of circuits:	1
Control gear:	500 mA not included
Driver positioning:	Remote
Control gear type:	Electronic
Cable entry:	Fixture supplied with pre-wired cable H05RN-F
Emergency kit:	Not available
Light source:	LED
Power:	9W
LED voltage range:	18V
Courrent:	500 mA
ZVEI - Led Type:	COB
Color temperature:	4000 K
Binning:	Step MacAdam 3
Color rendering index:	CRI>90
Nominal LED emission:	1218 lm
Light source:	Included
Ambient temperature operating range:	- 20 °C ÷ +35 °C

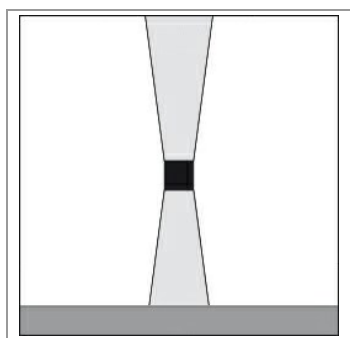
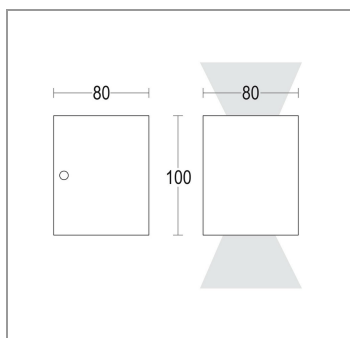
### ACCESSORIES FOR MODELS: GH1144.BUST300EC 1144.L3S.T and GH1144.BUST400EC 1144.R6S.T



Driver 22W  
500mA IP20  
AC206-500mA



Driver 14W  
500mA IP67  
AC206-IP67



GH1144.BUST300EC  
1144.L3S.T

GH1144.BUST400EC  
1144.R6S.T

H(m)	φ(m)	Lux Medi
5	1.6	107
4	1.3	168
3	1.0	298
2	0.6	671
1	0.3	2683

GH1144.BRST300EN  
1144.BRS.T

H(m)	φ(m)	Lux Medi
5	1.6	111
4	1.3	174
3	1.0	310
2	0.6	697
1	0.3	2786

GH1144.BRST400EN  
1144.BSS.T

H(m)	φ(m)	Lux Medi
5	1.6	49
4	1.3	77
3	1.0	137
2	0.6	309
1	0.3	1235

H(m)	φ(m)	Lux Medi
5	1.6	53
4	1.3	83
3	1.0	147
2	0.6	332
1	0.3	1327

### ELECTRICAL and LIGHTING SOURCE for MODEL: GH1144.BRST300EN 1144.BRS.T

Description:	2 x 6 W LED 3000 K CRI>85 540 lm
Operating Power:	110-277V / 50-60 Hz
Number of heads:	2
Number of circuits:	1
Driver positioning:	Integral
Control gear type:	Electronic
Cable entry:	Fixture supplied with pre-wired cable H05RN-F
Emergency kit:	Not available
Light source:	LED
Power:	6 W
ZVEI - Led Type:	DOB
Color temperature:	3000 K
Color rendering index:	CRI>85
Nominal LED emission:	540 lm
Light source:	Included
Ambient temperature operating range:	- 20 °C ÷ +35 °C

### ELECTRICAL and LIGHTING SOURCE for MODEL: GH1144.BRST400EN 1144.BSS.T

Description:	2 x 6 W LED 4000 K CRI>85 580 lm
Operating Power:	110-277V / 50-60 Hz
Number of heads:	2
Number of circuits:	1
Driver positioning:	Integral
Control gear type:	Electronic
Cable entry:	Fixture supplied with pre-wired cable H05RN-F
Emergency kit:	Not available
Light source:	LED
Power:	6 W
ZVEI - Led Type:	DOB
Color temperature:	4000 K
Color rendering index:	CRI>85
Nominal LED emission:	580 lm
Light source:	Included
Ambient temperature operating range:	- 20 °C ÷ +35 °C

### OPTICAL:

Beam Type:	Wall-Effect 2 [11°-20°] narrow
Beam angle:	18°
Light distribution:	Direct lighting
Beam directionability:	Fixed
Diffuser material:	Soda-lime tempered glass 5mm
Diffuser finish:	Clear
Reflector material:	PMMA lens

### FINISH CODE:

.05 Dark grey (matt)	.19 Light Grey
----------------------	----------------

### NOTE\*:

Models:	GH1144.BUST300EC 1144.L3S.T	and	GH1144.BUST400EC 1144.R6S.T	are dimmable upon request.
Models:	GH1144.BRST300EN 1144.BRS.T	and	GH1144.BRST400EN 1144.BSS.T	are not dimmable.